



# **27<sup>th</sup> Annual Safety Excellence Awards 2020-2022 Benchmarking Report**

## Table of Contents

- I. Introduction
  - a) Who We Are
  - b) Purpose of Awards
- II. Value of Survey
- III. Awards Recipients
- IV. Methodology
  - a) Benchmarking Process Goals
  - b) Procedure
- V. Benchmarking Results
  - a) Benchmarking Respondents
  - b) Work Hours & Average Number of Employees
  - c) OSHA Cases & Rates
  - d) Insurance Experience Modifier (EMR)
  - e) OSHA Citations
  - f) Labor Statistics
- VI. Conclusion
- VII. Contact Information

## I. Introduction

### a. Who We Are

The Greater Baton Rouge Industry Alliance (GBRIA) is a trade association, 501(c)(6) non-profit organization, whose membership includes more than 60 industrial plant facilities throughout the Louisiana Mississippi River industrial corridor. Its membership comprises manufacturers in the petrochemical, paper, bulk storage, and other industries. The mission of the organization is to bring value to communities by developing innovative solutions to common industry issues advocated with once voice.

The GBRIA Safety, Health & Security Committee members include:

Amy Robbins, ExxonMobil	Drake LeBlanc, Honeywell	Mark Hudson, Olin
Andrew Downing, Westlake Chemical	Don Pulliam, Olin	Nick Fontenot, Dow
Ayanna Burton, Nucor	Doug Senett, Marathon	Nick Pizzolato, Honeywell
Branden Bennett, Methanex	Jake Dinger, ExxonMobil	Nikki Orgeron, NOVA
Brandon Dove, Methanex	Jake Valenti, OxyChem	Richard Laborde, Ethos Energy
Ryan Estevens, Westlake Chemical	James Watkins, Dow	Rob Breaux, CF Industries
Clint Laborde, Olin	Jeremy Acosta, Methanex	Paige Smith, ExxonMobil
Craig Bordelon, Delek KSR	Jeremy Beasley, Marathon	Paul Laney, Honeywell
Daniel Cousins, Eastman	Jim Hathcock, Koura	Seth Arceneaux, Rubicon
Dave Mihalik, BASF	Jonathan Devall, Placid Refining	Shane Ward, BASF
Deuce Leger, ExxonMobil	Keith Balthazar, Westlake Chemical	Thomas Stanga, Koura
	LaShantena Rounds, Nucor	Wade Patrick, Rubicon

### b. Purpose of the Awards

Hal G. Ginn with DSM Copolymer and GBRIA Board member championed the development of GBRIA's Contractor Safety Excellence Awards in 1996 to recognize safety efforts of individual firms to convey GBRIA's strong support for improving safety performance. Participation in the nomination process indicates a company's leadership and commitment to the goals of safety culture development, whether it be a plant or a contractor. GBRIA and its members would like to thank each nominee for participating in this year's event. The awards and benchmarking program entered its twenty seventh year in 2023. The number of companies nominated by a GBRIA member has grown each year and this year saw 63 nominees.

## II. Value of the Survey

The following results were compiled from the survey responses of the 63 participating companies and provide a means to understanding how a contractor company's safety statistics measure up to others in industry. In addition, the survey will be used by GBRIA and its members to help guide efforts to improve safety initiatives.

## III. 2023 Award Recipients

### General Construction and Maintenance

Division I:

1<sup>st</sup> Place: Pipe and Steel Industrial Fabricators

2<sup>nd</sup> Place: Arkel Constructors

3<sup>rd</sup> Place: Volks Constructors

Division II:

1<sup>st</sup> Place: Altair Strickland

2<sup>nd</sup> Place: Optimal Field Services, LLC

3<sup>rd</sup> Place: Primoris Energy Services

Division III:

1<sup>st</sup> Place: Repcon

2<sup>nd</sup> Place: EXCEL

3<sup>rd</sup> Place: Brown & Root Industrial Services AND Worley Field Services (tie)

### Civil Construction

1<sup>st</sup> Place: Beard Construction Group

### Commercial Construction

1<sup>st</sup> Place: The McDonnell Group

### Crane & Rigging

1<sup>st</sup> Place: Deep South Crane & Rigging

2<sup>nd</sup> Place: Bengal Crane

### Specialty Trade Hard Craft

Division I:

1<sup>st</sup> Place: Merit Electrical Inc.

2<sup>nd</sup> Place: Westgate LLC

3<sup>rd</sup> Place: Cust-O-Fab Specialty Services

Division II:

1<sup>st</sup> Place: Contech Control Services, LLC

2<sup>nd</sup> Place: JVIC (A Zachry Group Co.)

3<sup>rd</sup> Place: Turner Specialty Services, LLC

Division III:

1<sup>st</sup> Place: ISC Constructors

2<sup>nd</sup> Place: MMR Constructors

3<sup>rd</sup> Place: Triad Electric and Controls

### Marine Construction

1<sup>st</sup> Place: Stewart Construction

### **Specialty Trade Soft Craft**

#### **Division I:**

- 1<sup>st</sup> Place: NextGen Scaffold Services
- 2<sup>nd</sup> Place: Specialty Application Services
- 3<sup>rd</sup> Place: Conco Services, LLC

#### **Division II:**

- 1<sup>st</sup> Place: 3S Team
- 2<sup>nd</sup> Place: Thorpe Specialty Services
- 3<sup>rd</sup> Place: Industrial Specialists

#### **Division III:**

- 1<sup>st</sup> Place: Brock Services
- 2<sup>nd</sup> Place: Apache Industrial Services
- 3<sup>rd</sup> Place: BrandSafway

### **Technical Support**

#### **Division I:**

- 1<sup>st</sup> Place: Bunker Gear Specialists
- 2<sup>nd</sup> Place: Bertrand Inspection Services
- 3<sup>rd</sup> Place: Loadstar Product Handling and Site Logistics

#### **Division II:**

- 1<sup>st</sup> Place: Technical Environmental Services
- 2<sup>nd</sup> Place: Athlon Solutions
- 3<sup>rd</sup> Place: Austin Fire Systems

#### **Division III:**

- 1<sup>st</sup> Place: Acuren Inspection, Inc.
- 2<sup>nd</sup> Place: Total Safety U.S.
- 3<sup>rd</sup> Place: PSC Group

### **Hal G. Ginn Awards for Best Safety**

#### **Performance Overall:**

- AltairStrickland
- Brock Services

### **Community Service Award**

Performance Contractors

#### **Innovation Award**

Apache Industrial Services

## **IV. Methodology**

The methodology used for compiling the survey and benchmarking report include the process goals and procedures.

### **a. Benchmarking Process Goals**

This benchmarking process is part of an initiative by GBRIA members to gain a better understanding of current safety records and efforts in the Greater Baton Rouge area. The review data collected was used to:

- 1) Publish this report (all data is confidential, and no company is identified or identifiable from this report data) that will allow plants and contractors to benchmark their Safety efforts to work toward continuous improvement.

2) Serve as a basis for selecting companies with excellent efforts for a GBRIA Safety Excellence Award.

3) Improve programs for safety development.

#### b. Procedure

A Call for Nominations and Participation was sent out via email to all GBRIA members December 6, 2022. The notification included links to the online nomination form plants; hosted on SurveyMonkey. The form included questions designed to evaluate many different components of safety from calendar year 2022. Plants were encouraged to nominate their contractors and contractors were encouraged to request them.

Responses were collected between December 6, 2022, and February 1, 2023. During this period through February 10, 2023, contractor submission forms were collected. Afterward, the Safety, Health, & Security Committee reviewed the survey data.

On February 14, 2023, the committee met to make the final award selections. In making the selections, the committee of GBRIA members reviewed and evaluated each company relative to the criteria and selected the winners based on a consensus decision. Criteria used to evaluate the companies for these awards include:

- A written summary of the unique or special qualities of a contractor's safety management system
- Select responses from the GBRIA Contractor Safety and Health Audit
- A review of safety performance data company-wide

Each company's score was totaled and given a percentage score. The committee analyzed the data and selected companies for 1<sup>st</sup>, 2<sup>nd</sup>, 3<sup>rd</sup> place based on the results from the final committee scores.

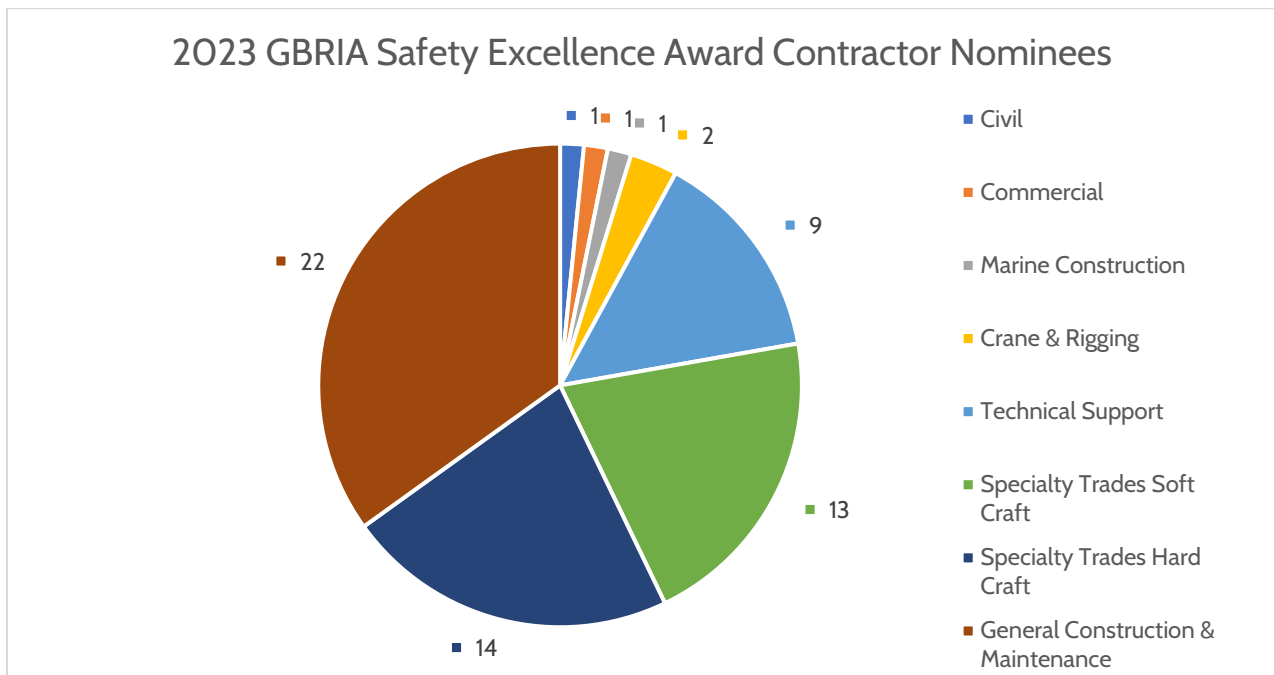
Award recipients were divided into "Civil Construction", "Commercial Construction", "Crane and Rigging", "General Construction and Maintenance", "Specialty Trades Soft Craft", "Specialty Trades Hard Craft", "Marine Construction", and "Technical Support" then subdivided into categories for Division I, Division II, and Division III based on the total number of company-wide work hours.

## V. Benchmarking Results

The results of the benchmarking effort include a description of the nominees and key data provided by the nominees.

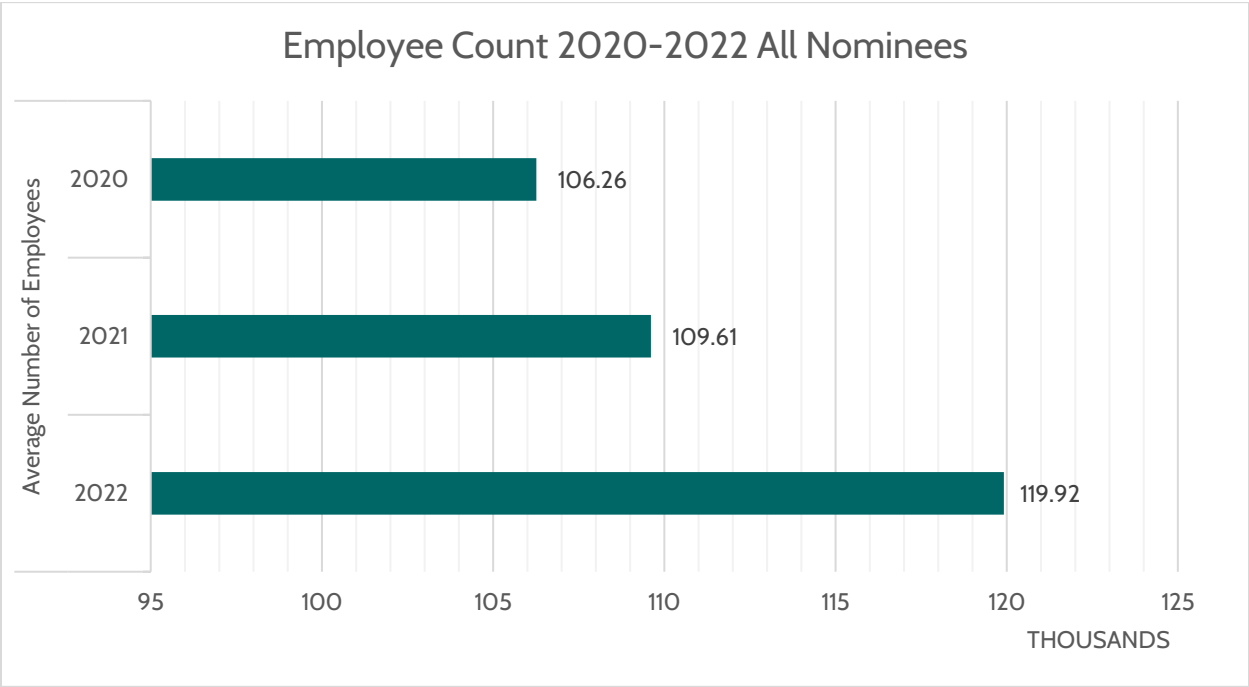
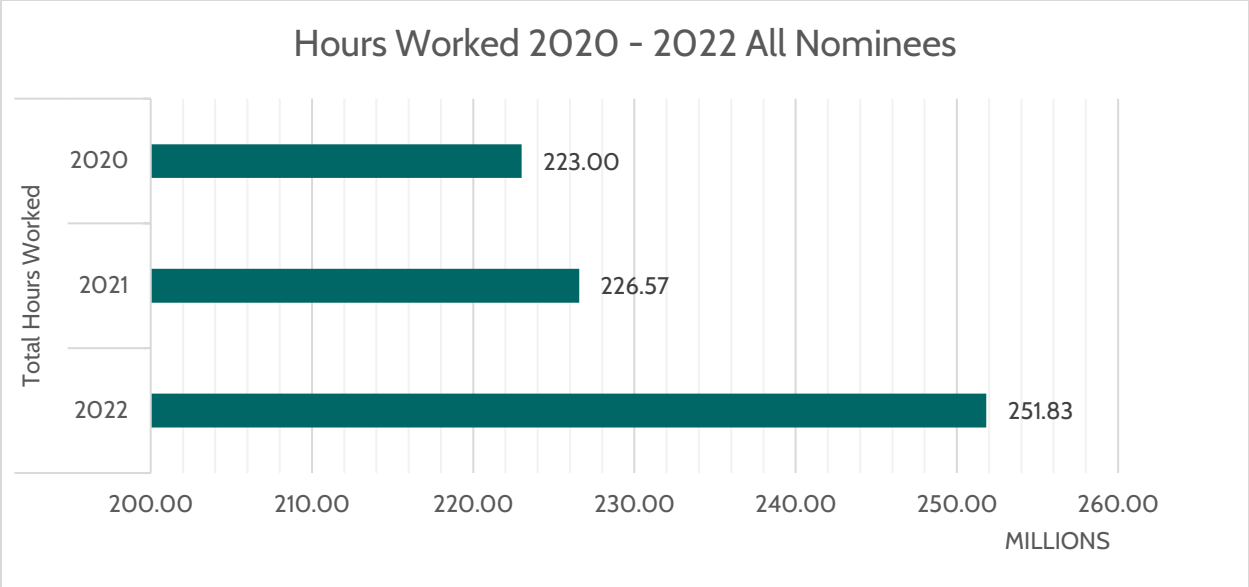
### a. Benchmarking Respondents

The 2023 Safety Excellence Awards Benchmarking process featured 63 nominees, which included one Civil Construction contractor, one Commercial Construction contractor, two Crane and Rigging contractors, twenty-two General Construction and Maintenance contractors, thirteen Specialty Trades Soft Craft contractors, fourteen Specialty Trades Hard Craft contractors, one Marine Construction contractor, and nine Technical Support contractors.



### b. Total Hours and Number of Employees per year

The first set of questions on the survey was intended to evaluate each company's total work hours and average number of employees per year from 2020-2022. Data from responses to the question below indicate that the total number of hours worked per year has increased since 2020, signifying a rebound from COVID-19 slowdowns.

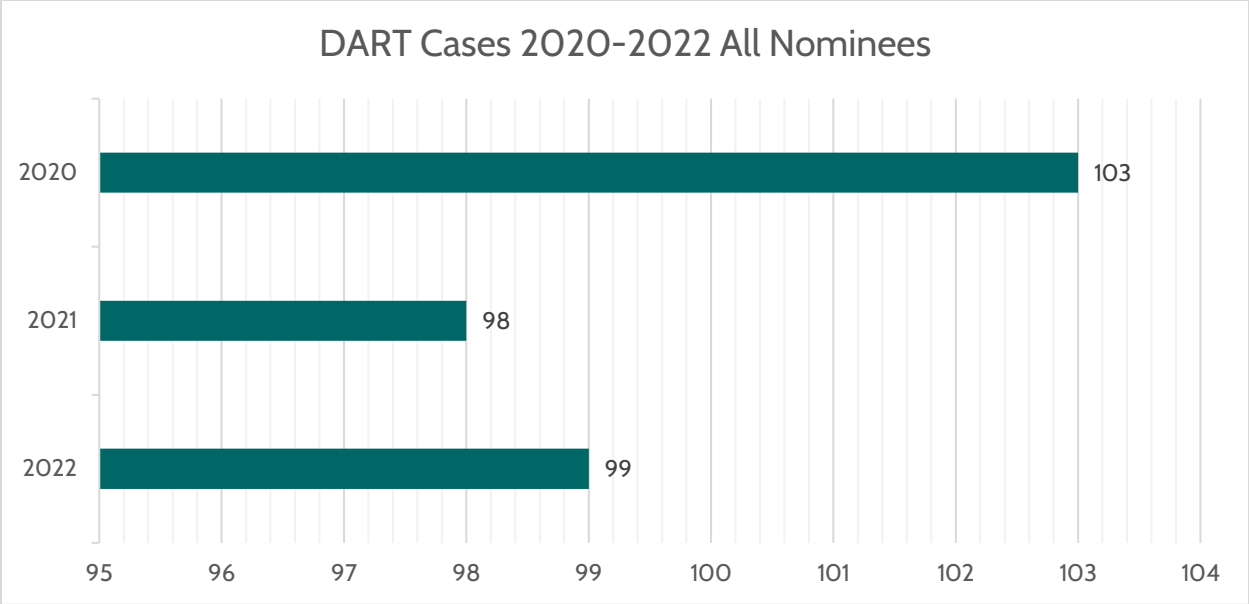


Following these questions, nominees were asked to report number of fatalities since 2020. Respondents reported two fatalities in 2020, one in 2021, and zero in 2022.

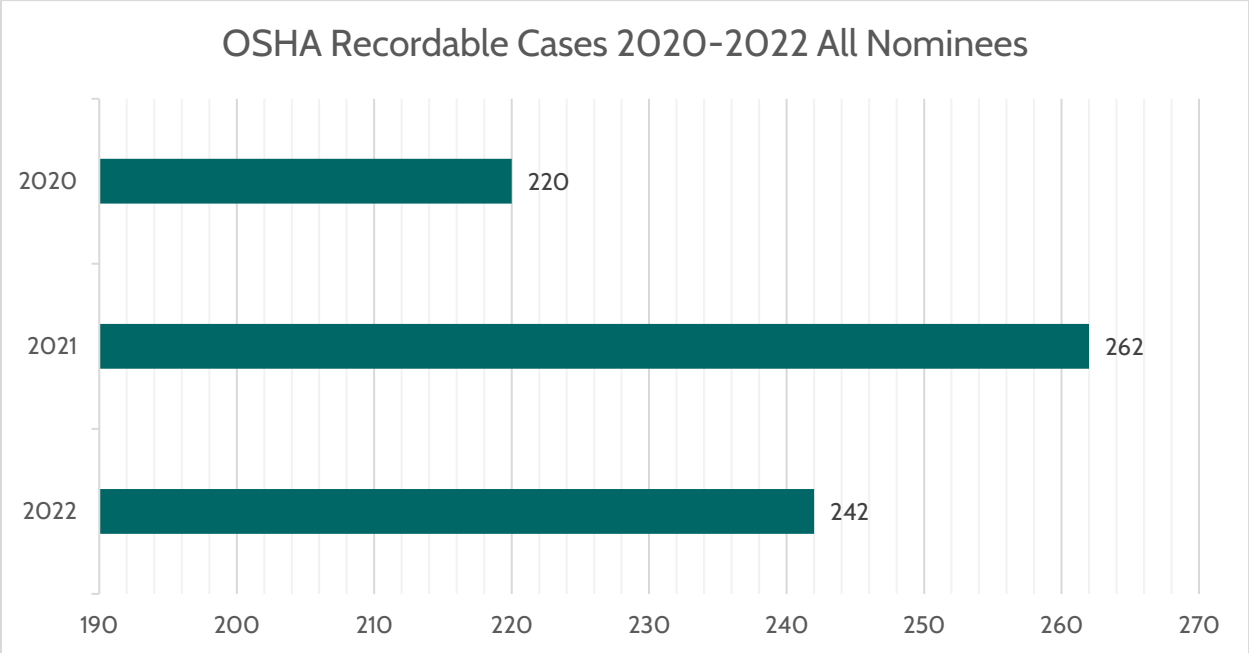
c. OSHA Cases and Rates

This section covers questions relating different OSHA cases including: “Lost Workday Case- Away from Work,” “OSHA Total Recordable Injuries/Illness,” and total number of OSHA recordable cases per year from 2020-2022. According to the survey results, companies reported a total of 99 lost workday cases in 2022 with an average, total rate of 0.08.





Respondents also reported their total number of OSHA Recordable Cases of Recordable Injuries/Illness per Year from 2020-2022. This data indicates an increase in total OSHA recordable cases since 2020, when contractor headcount at member facilities decreased significantly. The TRIR for 2020 was .24, rising to .27 in 2021, and falling in 2022 to .19, while workhours and headcount simultaneously increased.

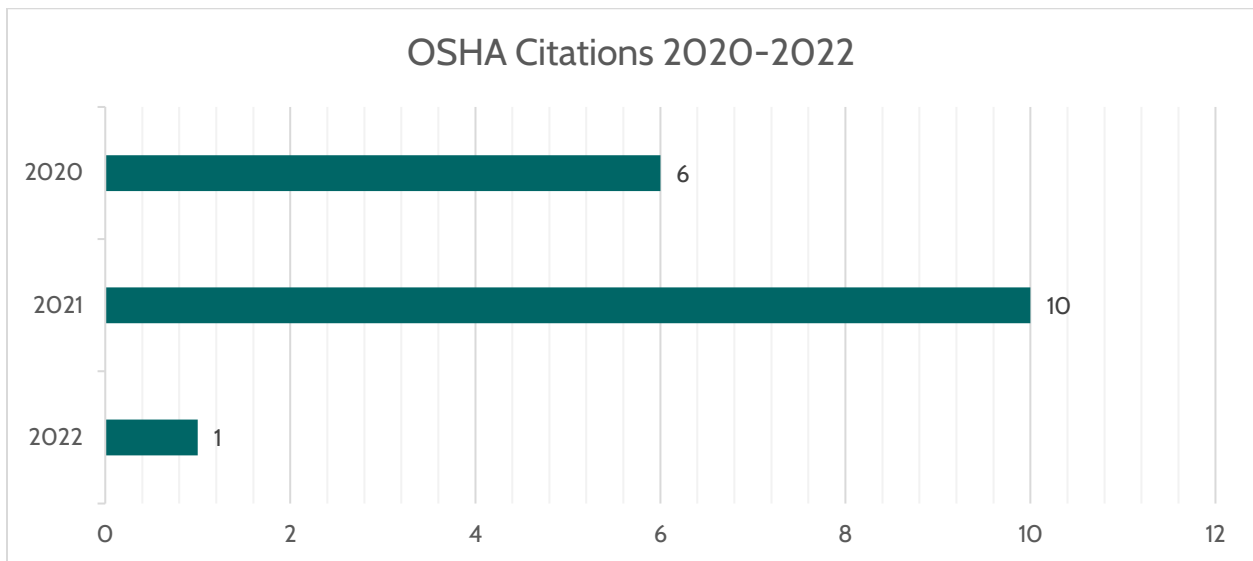


#### d. Insurance Experience Modifier (EMR)

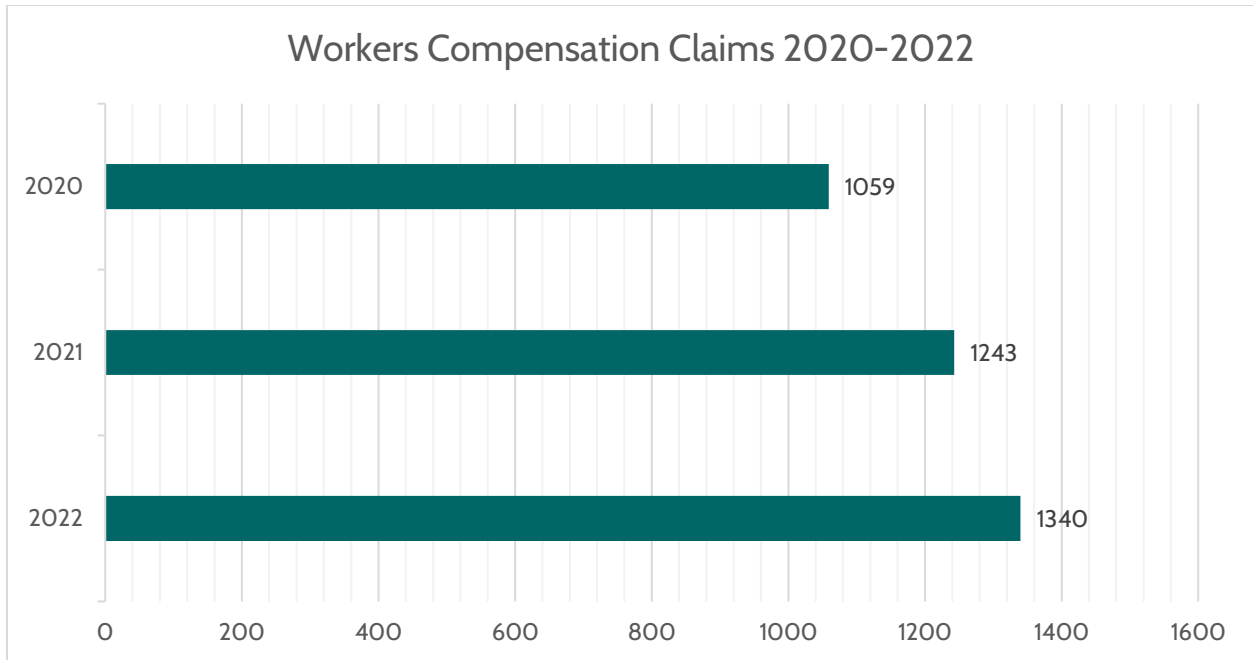
The next section asks respondents about their Insurance Experience Modifier rates and loss ratios, if self-insured, from 2020 through 2022. Respondents reported their EMR, averaged to rates of 0.65, 0.68, and 0.70 for the years 2020, 2021, and 2022 respectively.

#### e. OSHA Citations

This section investigates the total number of OSHA Citations for respondents per year from 2020 through 2022. Respondents report six total OSHA Citations for 2020, 10 for 2021, and one for 2022.



Respondents also report their total number of Worker's Compensation Claims per year from 2020-2022. The graph below indicates that 2020 sees the least amount of Worker's Compensation Claims at 1059, increasing to 1243 in 2021, and increasing again in 2022 with 1340.



#### f. Labor Statistics

This section looks at respondents' most current Bureau of Labor Statistics (BLS) Total Case Recordable Rate (TRIR) Average for the NAICS code that their business falls under. Most respondents reported that the most current BLS data is from 2020. The total Average BLS TRIR for all nominees is 2.01, well above the performance of this nominee group, at 0.19, which is a huge testament to the excellence achieved by industrial contractors in the Baton Rouge region.

#### VI. Conclusion

Over the life of this awards program, through GBRIA's Safety Excellence Awards Benchmarking Program and through anecdotal evidence, we continue to see progress in reducing safety incidents, minimizing severity through proper care and case management, and better systems to track, record, and communicate areas for improvement. GBRIA is pleased to include a record number of contractors in this year's awards program, indicating an expansion of safety excellence amongst industrial contractors.

This report indicates that more work is still to be accomplished to drive down incidents, including those that are deemed non-recordable by OSHA. GBRIA stands willing and ready to partner with members and contractors to achieve the goal of keeping employees and our communities safe. Contractors working at members' sites represented in this report lead the way to achieve this goal by their good will and hard work, earning a 0.19 averaged TRIR, representing over two hundred and fifty million hours worked, which is a tremendous success.

## VII. Contact Information

For more information on this awards and benchmarking survey program, please contact:

Brandon M. Smith, CSP

Director - Safety, Health, Security; Workforce Development; Operational Strategy

Greater Baton Rouge Industry Alliance (GBRIA)

8555 United Plaza Blvd., Suite 202

Baton Rouge, LA 70809

Tel: 225-769-0596

[brandon@gbria.org](mailto:brandon@gbria.org)

[www.gbria.org](http://www.gbria.org)